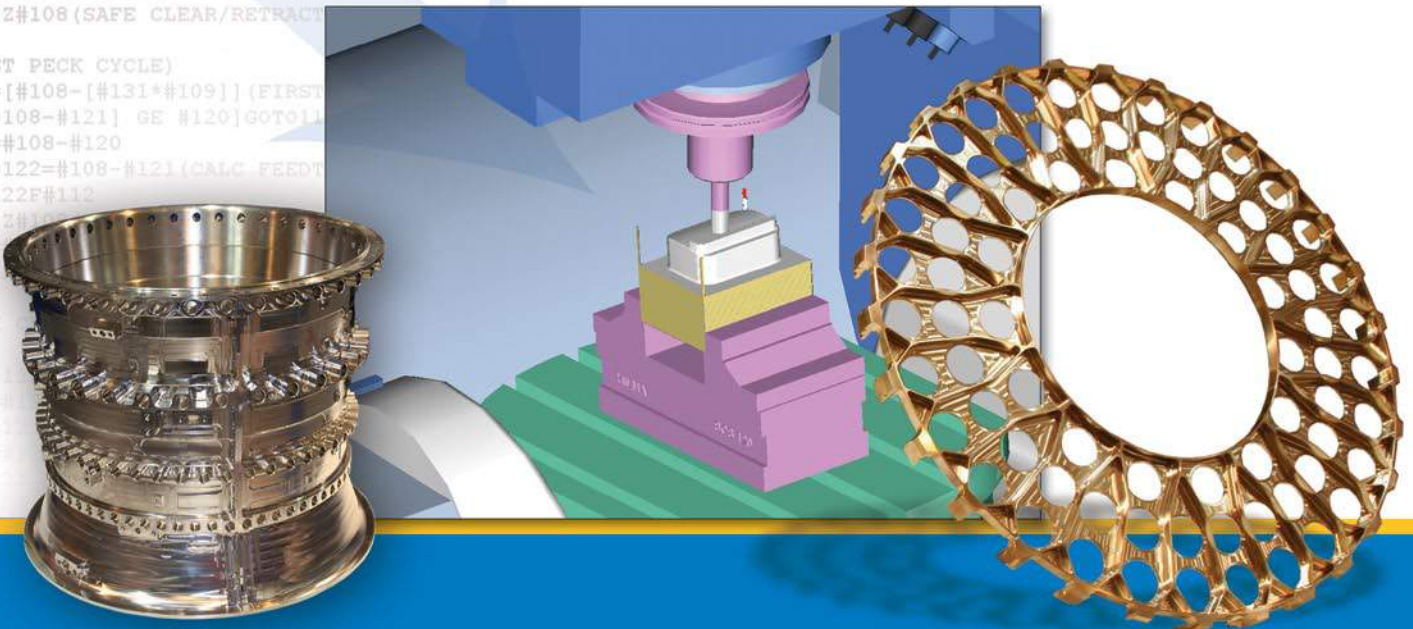
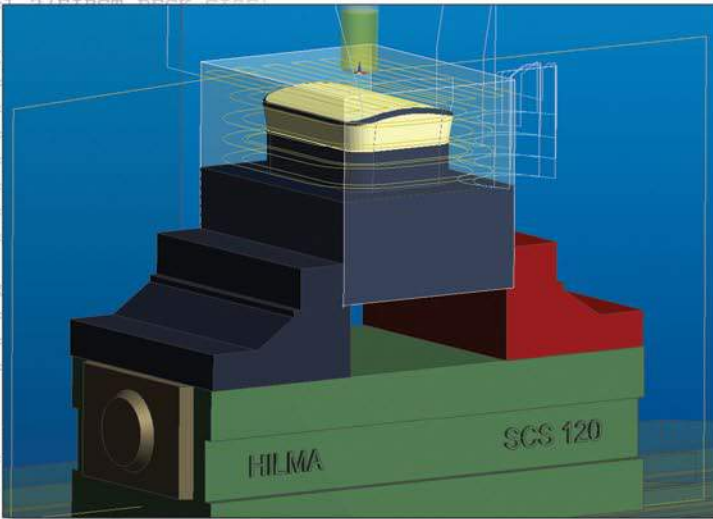


CGTECH VERICUT®

Increase Efficiency with the Edgecam-to-VERICUT Interface

Integrate VERICUT into
your Edgecam process
and simplify setting up,
simulating, and optimizing
your NC programs.

edgecam



```
(#107 = ABS Z DRILL DEPTH)  
(#108 = CURRENT R VALUE, RAPID TO)  
(#109 = STEP VALUE)  
(#110 = CURRENT H VALUE, LENGTH OFFSET)  
(#111 = CURRENT G CODE, G90/G91)  
(#112 = CURRENT F VALUE, FEEDRATE)  
(#113 = CURRENT S VALUE, SPINDLE SPEED)
```

```
(LOCAL VARIABLES)  
(#120 = TARGET DEPTH)  
(#121 = CURRENT DEPTH)  
(#122 = FEED PER REV)
```

```
(SUBROUTINE SETTINGS)  
#130=.5(DWELL FEED DEPTH)  
#131=1.0(FIRST PECK DEPTH)
```

```
(ASSIGN)  
#107=  
#108=  
#109=  
#110=  
#111=  
#112=  
#113=  
  
(STORE)  
#140=  
#141=  
#142=  
  
(SET)  
IF[#1  
#120=  
GOTO1  
N10#1  
N11
```

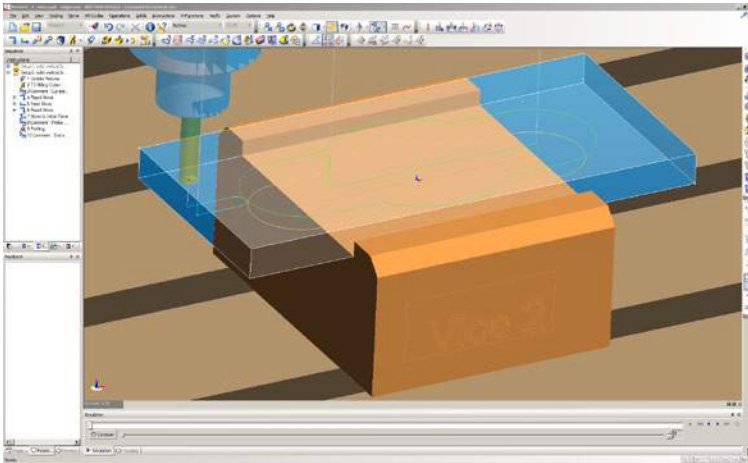
```
(INITIAL POSITION)  
G0G90Z#108(SAFE CLEAR/RETRACT)
```

```
(FIRST PECK CYCLE)  
#121=[#108-[#131*#109]](FIRST  
IF[[#108-#121] GE #120]GOTO11  
#121=#108-#120  
N110#122=#108-#121(CALC FEEDT  
G1Z#122F#112  
G0G90Z#108  
#121=  
IF[#1
```

```
(PECK  
N200  
IF[[#1  
#121=  
N210#1  
#122=  
G0Z#1  
G1Z#1
```

Seamless Integration with Edgcam Software

VERICUT is the world's leading INDEPENDENT CNC simulation software – used in nearly every industry by users of ALL leading PLM and CAM systems!



The Edgcam-to-VERICUT Interface provides an easy & convenient way to verify, optimize and analyze:

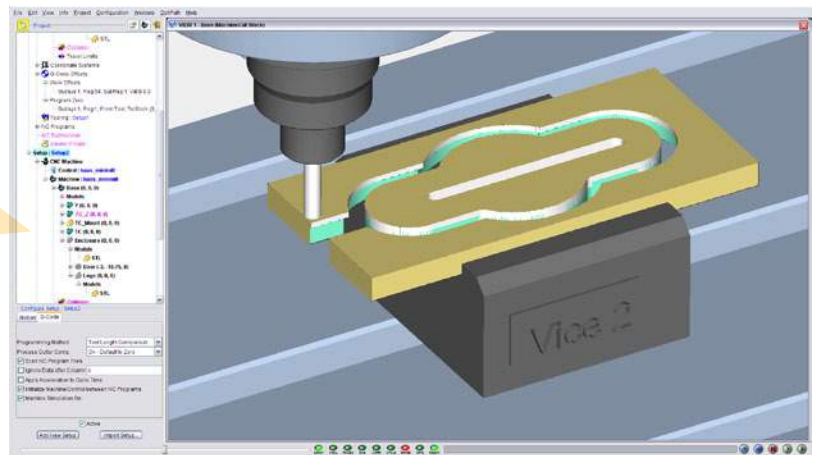
- individual NC programs
- a series of selected tool paths
- a complete sequence of operations...

directly from within Edgcam!

To launch VERICUT and verify NC programs within Edgcam, simply select the desired operations and then select the VERICUT option. What you see in the Edgcam window is what you get in the VERICUT window.

FAST AND EASY SETUP

With the Edgcam Interface, NC programs are linked to manufacturing operations, enabling easy selection of tool path motion from the desired operation. All tool path and tooling information is automatically transferred to VERICUT. Design, Stock, and Fixture models are also automatically transferred to VERICUT in their proper orientation. The interface supports VERICUT's multiple setup functionality and, by using coordinate systems, models are properly positioned on the machine for each setup.



INDEPENDENT POWER AND FLEXIBILITY

The VERICUT process runs independent from the CAM system so you can continue working in Edgcam while verifying the NC program.

VERICUT OVERVIEW

VERICUT simulates milling, drilling, turning, multi-tasking mill/turn, and EDM operations. Errors that could ruin the part, damage the fixture, or break the cutting tool are easily identified. VERICUT supports G-codes and native CAM files and includes analysis tools to measure and compare the cut part with the design model. You can model any cutter, fixture, or holder shape. During simulation you can create in-process inspection instructions and export a CAD model of the "as-machined" part.

- ELIMINATE MANUAL PROVE-OUTS
- REDUCE SCRAP AND REWORK
- TRAIN WITHOUT USING A MACHINE
- IMPROVE DOCUMENTATION AND PRESENTATIONS

**CNC Machine Tool Simulation
Multi-Axis Verification
NC Program Optimization
Inspection & Analysis**

Go ahead...

CRASH Your Machine!

...as long as it's in VERICUT

VERICUT is the leading CNC simulation and optimization software for manufacturing! With VERICUT, you can: detect potential collisions and NC program mistakes without doing a prove-out, improve cutting efficiency, perform detailed part analysis, automatically generate inspection instructions, and make "in-process, as-machined" CAD models.

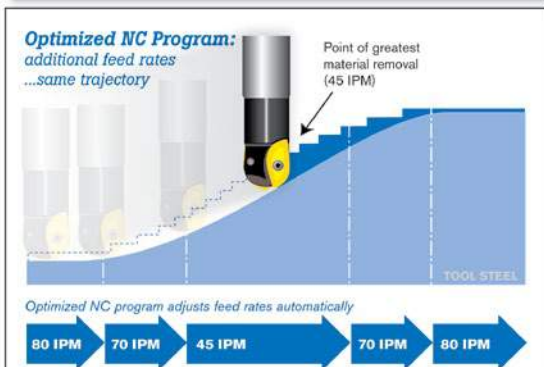
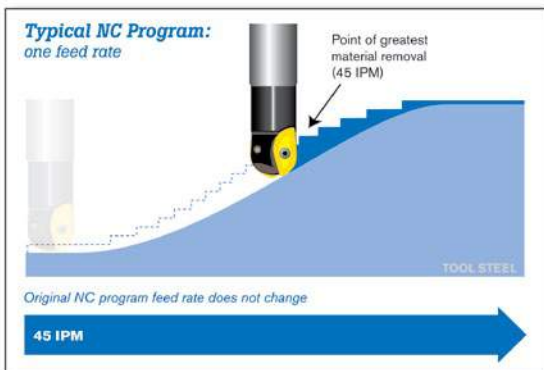
CNC MACHINE SIMULATION

A single crash can be extremely expensive, ruin the machine, and delay the entire production schedule! VERICUT enables you to simulate your CNC machines so you can detect collisions between portions of the machine, the part, fixtures and holders, etc. before any actual cutting occurs. And, because the simulation is driven by the same logic as the machine's control, it behaves exactly like the physical machine and is the most accurate collision-checking available.

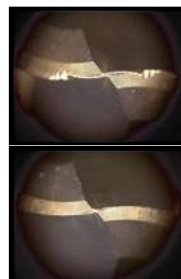


- ELIMINATE CRASHES AND CLOSE CALLS
- CHECK MACHINE CAPABILITIES
- IMPROVE PROCESS EFFICIENCY
- SPEED MACHINE IMPLEMENTATION TIME
- ENHANCE DOCUMENTATION AND CREATE DEMOS
- INCREASE SAFETY AND IMPROVE TRAINING

NC PROGRAM OPTIMIZATION



Optimizing cutting speeds is an effective way to reduce cycle time, increase cutter life, and improve finish quality! Based on cutting conditions and tool capability, VERICUT automatically assigns the best feed rates for each cutting condition encountered. It works on a simple premise: feed rates increase for lighter cuts or better conditions, and decrease as more material is removed. Without changing the trajectory, the updated feeds and speeds are applied to a new NC program.



Before
OptiPath

After
OptiPath

- REDUCE CNC CYCLE TIME
- IMPROVE FINISH QUALITY
- REDUCE FEED RATE ADJUSTMENT
- MINIMIZE MACHINE AND CUTTER WEAR
- BE MORE COMPETITIVE, AND MORE PROFITABLE
- INCREASE PRODUCTIVITY, SPEED TIME-TO-MARKET

How software optimization works:

As the cutting tool encounters more material, feed rates decrease; as less material is removed, the feed rates speed up accordingly. Based on the amount of material removed by each cut segment, OptiPath automatically calculates and inserts improved feed rates where necessary. Without changing the trajectory, OptiPath writes the updated feed rates to a new NC program.



United States

Corporate Headquarters
9000 Research Drive
Irvine, California 92618
TEL +1 (949) 753-1050
FAX +1 (949) 753-1053
info@cgtech.com

United Kingdom

CGTech, Ltd.
Curtis House, 34 Third Avenue
Hove, East Sussex, BN3 2PD
TEL +44 (0) 1273-773538
FAX +44 (0) 1273-721688
info.uk@cgtech.com

France

CGTech S.A.R.L.
Les Passerelles, 104 avenue Albert 1er
92500 Rueil-Malmaison
TEL +33 (0)1 41-96-88-50
FAX +33 (0)1 41-96-88-51
info.france@cgtech.com

Germany

CGTech Deutschland GmbH
Neusser Landstr. 384
D-50769 Cologne
TEL +49 (0) 221-97996-0
FAX +49 (0) 221-97996-28
info.de@cgtech.com

Italy

CGTech s.r.l.
Viale Verdi, 1
31100 Treviso
TEL +39 (0422) 583915
FAX +39 (0422) 543464
info.italia@cgtech.com

Japan

CGTech Japan
5F H2Bldg. 3-9-8,
Minami-Ikebukuro, Toshima-ku
Tokyo 171-0022
TEL +81 (3) 5911-4688
FAX +81 (3) 5911-4689
info.japan@cgtech.com

China

CGTech China
Room 905, Raise Plaza,
No.126 Jianguo Road,
Chaoyang District, Beijing, 100022
TEL (086) 10-6566 9919
FAX (086) 10-6566 1538
info.china@cgtech.com

CGTECH
VERICUT®

CGTech® is the leader in CNC machine simulation, verification, and optimization software technology. Since 1988, our products have become the standard in manufacturing industry sectors including aerospace, automotive and ground transportation, mold and die, consumer products, power generation, and heavy industry. Today with offices throughout Europe and Asia, and a global network of resellers, CGTech software is used by companies of all sizes, universities, trade schools, and government agencies.

CGTech maintains an active Technology Partnership program. VERICUT users in this program include many of the world's leading machine builders, CAD/CAM developers, and manufacturing software companies.

VERICUT customer support is provided by a team of dedicated technical support engineers. Full training, implementation, and contract consulting services are available.

When you invest in VERICUT, you're not just buying a software program, you're teaming up with a manufacturing partner with the best reputation in the business!

System requirements are subject to change. See the CGTech web site for the most up-to-date product information and system requirements.

© CGTech 2009. All rights reserved.
CGTech, OptiPath, and VERICUT are registered trademarks of CGTech. AUTO-DIFF, X-Caliper, PolyFix, CATV, and FastMill are trademarks of CGTech. All other trademarks are property of their respective owners.

